



# Press Release

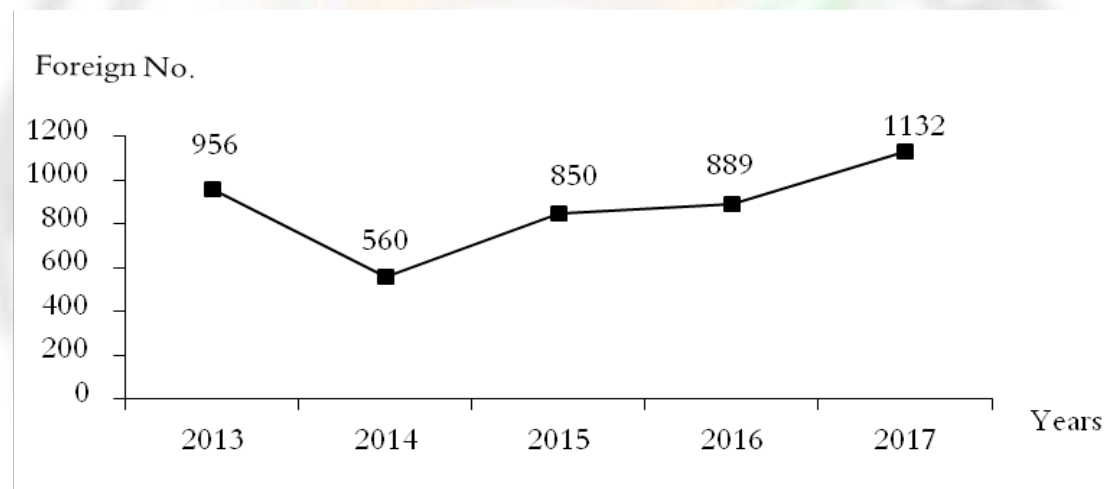
## Central Agency for Public Mobilization And Statistics

### 27.3% increase in the number of foreign workers in the government

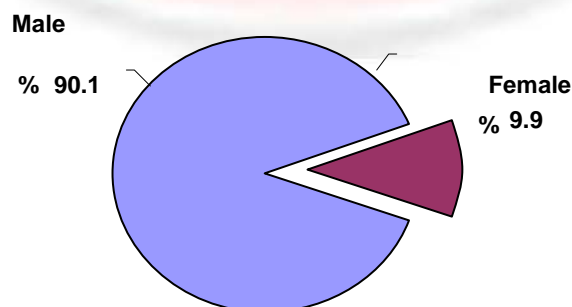
The Central Agency for Public Mobilization and Statistics issued today / / 2018 "Annual Bulletin of Foreign Workers in the Public Sector and Public Sector / Public Works in 2017".

- The total number of foreign employees in governmental &, public / public business sectors reached 1132 foreigners in 2017 (1020 males by 90.1%, 112 females by 9.9%) compared to 889 foreign in 2016, an increase of 27.3% due to the increase in the number of foreign employees.

Evolution of The number of Foreign Employees In Governmental & Public/Public Business Sectors (2013-2017)



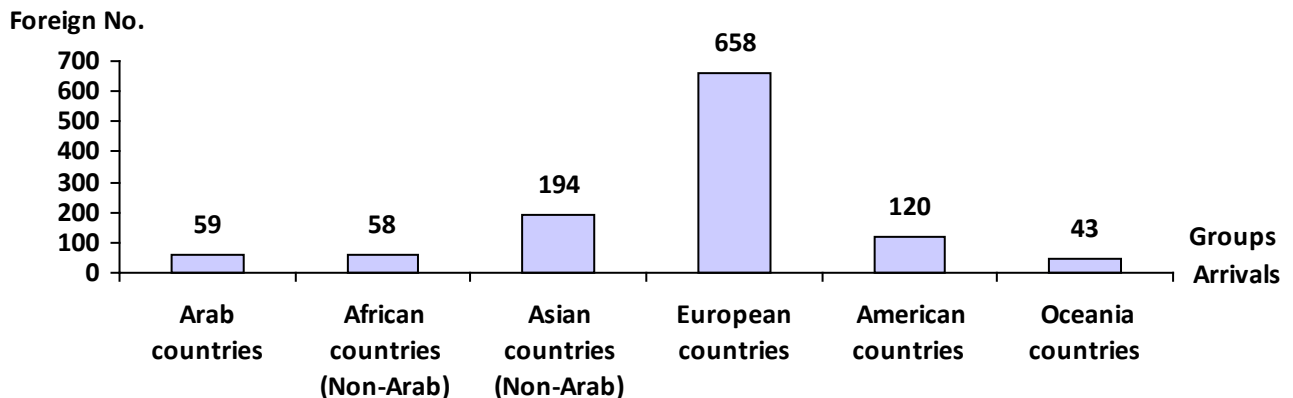
Foreign Employees In Governmental & Public/Public Business Sectors according to sex 2017



## 58.1 % of all foreign workers from European countries

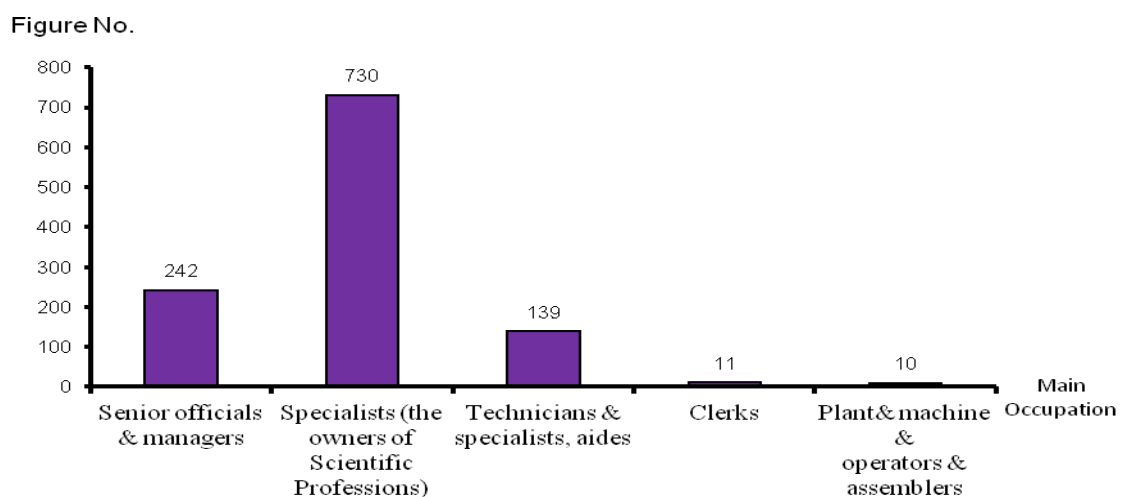
- European countries represent the largest number of total number of foreigners Employees in governmental &, public / public business sectors in 2017 which reached 658 foreigners by 58.1%, followed by Asian countries (non-Arab) 194 foreigners by 17.1%, while Oceania countries represent the lowest numbers which reached 43 foreigners only by 3.8

Foreign Employees In Governmental & Public/Public Business Sectors  
according to Groups Arrivals Countries 2017



- Foreign obtaining university degree represent the largest number which reached 797 foreigners by 70.4%, followed by Above University degree 175 foreigners by 15.5%.
- Specialists (scientific professions owners) represents the largest number which reached 730 foreigners by 64.5%, followed by Senior officials & managers 242 foreigners by 21.4%, while the Plant & machine & operators & assemblers represents the lowest numbers reaching 10 foreigners by 0.9% of the total number of foreigners.

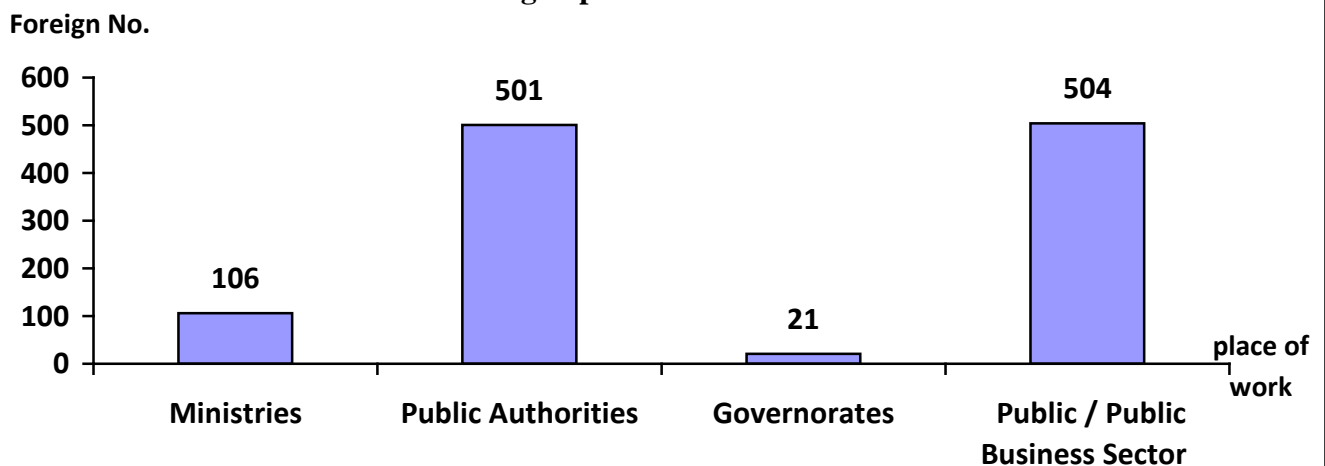
Foreign Employees In Governmental & Public/Public Business Sectors  
according to Main Occupation 2017



### **44.5% of all foreign workers work in public / public business sectors**

- Foreign employees in public / public business sectors 504 foreigners by 44.5% (most of them works in Egyptian Natural Gas Holding Company (EGAS) followed by foreign employees in public authorities 501 foreigners by 44.3% (most of them works in Egyptian General Petroleum Corporation (EGPC) &The Egyptian Radio and Television Union (ERTU)).

**Foreign Employees In Governmental & Public/Public Business Sectors according to place of work 2017**



P.O. Box 2086 Salah Salem, Nasr City, Cairo, Egypt Website: [www.capmas.gov.eg](http://www.capmas.gov.eg)

Tel: Public Relations: (02) 24020231... National Information Center (NIC): (02) 24020574

Fax presidential of CAPMAS: (02) 24024099 E-mail: [pres\\_capmas@capmas.gov.eg](mailto:pres_capmas@capmas.gov.eg)